



**ENGLISH** in **ENGLISH**

LET'S DO IT TOGETHER!

6° básico

# Unit 4 - Lesson 1

## Vocabulary in context

**Objetivo:** Identificar vocabulario de la unidad "Let's travel" a través de actividades de reconocimiento de imágenes, predicción de información, comprensión lectora y ejercicios de práctica.

**Nota:** Se toma como referencia el OA 05 de la Priorización Curricular de sexto básico.

## UNIT 4

### LESSON 1

---

#### ÚTILES RECOMENDADOS:


- Texto del estudiante 6° básico.
- Diccionario de Inglés físico / online  
<https://dictionary.cambridge.org/es/diccionario/espanol-ingles/>
- Cuaderno de inglés o 2 hojas en blanco.
- Lápiz grafito y goma.

## SECTION 1: SETTING THE CONTEXT

“How do I get there?”

**1. Look at the maze and find out who got to the house. Answer the questions.**

- Mira el laberinto y encuentra quien llegó a la casa.
- Responde las preguntas.



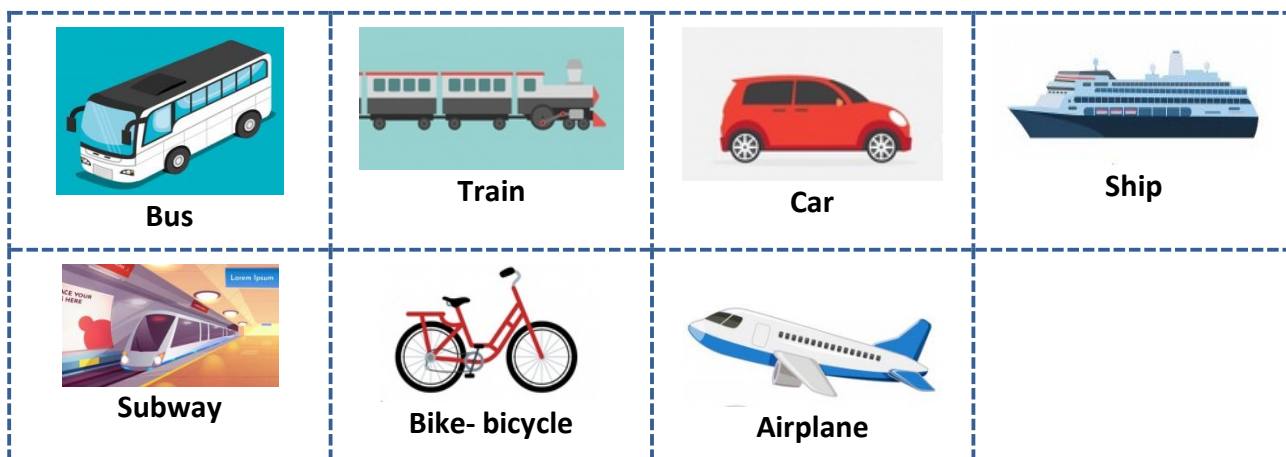
a. Who got to the house?

b. Think of one means of transportation that they could have used.

c. How do you get to the places that you want to go?

**2. Observe the images and the vocabulary of means of transportation.**

- Observa las imágenes y el vocabulario de medios de transportes.



### 3. Observe the images and read the sentences.


- Observa las imágenes y lee las oraciones.



The beach was **nice** but **crowded**.



The city was **noisy** and **boring**.



The landscapes from the park were **fantastic**.



The forest was an **interesting** place to see.



The farm was **fun** and **exciting**. I liked the animals.



I went to the desert. It was **quiet** and **beautiful**.

## SECTION 2: LET'S PRACTICE

“Where did you go?”

### 1. Read the descriptions about the trips of three kids.

- Lee las descripciones sobre los viajes de tres niños.



**Mario**

My friend and I took our bikes and rode fast. Finally, we got to the forest and saw big trees and birds. We loved how peaceful the forest was!



**Karina**

I loved my visit to the farm. The sounds of the train were really amazing! I saw fantastic landscapes and lovely animals during the trip.



**Pablo**

My family and I went to the beach. We got there by car because it was fast. I loved all the seashells and starfish I could see there!

### 2. Complete the chart with the information given on the previous activity.

- Completa el cuadro con la información entregada en la actividad previa.

	Place they visited	Means of transportation	What did they see?
Mario			
Karina			
Pablo			

## SECTION 3: LET'S CONSTRUCT AND APPLY OUR KNOWLEDGE

### “Using the vocabulary”

#### 1. Fill in the blank with the verbs in the past. Use the words from the box.


- Rellena los espacios con los verbos en pasado. Usa las palabras del recuadro.

take - ride - drive - get

a. I \_\_\_\_\_  the to school.

b. I \_\_\_\_\_ on the  at the station.

c. I \_\_\_\_\_ on the  at the harbor.

d. I \_\_\_\_\_ a 

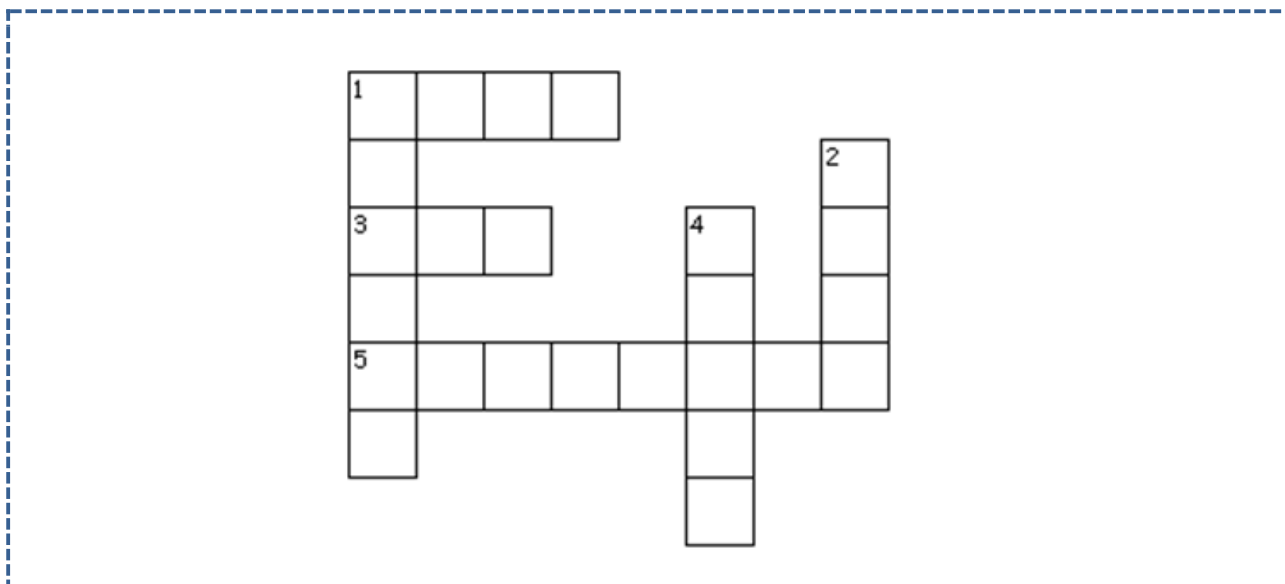
e. I \_\_\_\_\_ on an  at the airport.

f. I \_\_\_\_\_ the  at the station.

g. I \_\_\_\_\_ my  to school.

**2. Complete this crossword with the means of transportation presented in section 1.**

- Completa este crucigrama con los medios de transporte presentados en la sección 1.



**Across**

1. It moves in the water.
3. It takes you to school or around the city.
5. It takes you to other places and it flies.

**Down**

1. It takes you through the city underground really fast.
2. It has two wheels, and it is fun to ride.
4. It takes you places on a railway.